



EuroGOOS Annual General Assembly Meeting

21-23 May 2024

Agenda – Day 3

EuroGOOS Annual General Assembly Meeting
23 May 2024
Formal Session

Thursday 23 May 2024, 09:00-11:00

- 09:00-09:05** **1. Opening, adoption of Agenda**
- 09:05-09:15** **2. Status of Actions from 2023 General Assembly** Henning Wehde
- 09:15-10:00** **3. Recommendations for the process to set TT and WG lifetime. Office support (incl. financial) to the EuroGOOS Activities** Holger Brix
- 10:00-10:30** **4. Financial reports + Q&A** Inga Lips
- 4.1.** Financial closure 2023 – official accounts for the Belgian authorities + office report approval (open voting 1)
 - 4.2.** Budget 2024 review approval (open voting 2)
 - 4.3.** Budget 2025 projection approval (open voting 3)
- 10:30-10:35** **5. Member contributions 2025** Inga Lips (reminder)
- 10:40 - 11:00** **6. EuroGOOS saving account discussion** Henning Wehde
- 6.1.** Proposal to change the savings account type (open voting 4, if required)
- 11:00-11:30** Coffee break

Thursday 23 May 2024, 11:30-13:00

- 11:30 - 11:50** **7. New EuroGOOS members** Henning Wehde
 7.1. +ATLANTIC CoLAB, Nuno Lourenço ([open voting 5](#))
 7.2. Irish Meteorological Service (Met Éireann) Anne-Marie Fitzgerald ([open voting 6](#))
- 11:50-12:30** **8. Executive Board elections** Henning Wehde
 8.1. Presentation of candidates + Q&A
 Voting ([secret voting 7](#))
 Announcement of results
 8.2. Proposals for the Chair and Vice-Chair positions
 Voting ([secret voting 8-9](#))
- 12:30-12:40** **9. Next Annual General Assembly Meeting** Henning Wehde ([open voting 10](#))
- 12:40 - 12:55** **10. AOB** Moderated by Henning Wehde
- 12:55 - 13:00** **Meeting wrap up statements, handover to a new Chair** Henning Wehde

End of EuroGOOS Annual General Assembly Meeting

13:00-14:00

Lunch

2

Status of Actions from 2023 General Assembly

EuroGOOS Annual General Assembly Meeting
23 May 2024
Formal Session

ACTION 1: Develop list of events where Board members represent EuroGOOS, and share it with Members (**Board/Office, September 2023**). **Pending**

ACTION 2: Improve discoverability of EuroGOOS project deliverables on the website for Members (**Office, October 2023**). **In Progress** (*delayed due to the delay of website revamp*)

ACTION 3: Organise a EuroGOOS webinar to continue the discussion on EuroGOOS' strengths and role in the oceanographic community now and in the future, with outcomes contributing to the EuroGOOS International Conference Statement in October 2023 (**Board and Office, September 2023**). **Pending** (*postponed to the beginning of 2024 to reflect the Conference Statement*)

ACTION 4: Develop a strategy for EuroGOOS to better engage with UNDOS and to facilitate the engagement of its Members, including promoting existing UNDOS activities of Members more within the community (**Board, October 2023**). **Pending**

ACTION 5: Highlight opportunities for engagement in UNDOS activities with a joint note communicated to Members (**Board, September 2023**). **Pending**

ACTION 6: Develop and lead an online discussion session (webinar) on opportunities for engagement with UNDOS activities by Members and ROOSs (**Board, October 2023**). **In Progress with the Office** (*webinar concept note*).

ACTION 7: Develop recommendations for a potential process set a specific lifetime for TTs and WGs, including a process to review mandates according to needs (**Board and Office, October 2023**). **In Progress** (*will be discussed this session*).

ACTION 8: Invite Mercator Ocean International to present its plans to become an intergovernmental organisation, and its envisioned relationship with EuroGOOS at the 2024 General Assembly (**Board, March 2024**). **Completed**

ACTION 9: Submit new EuroGOOS Data Policy signed by Member organisation directors, to the Office (**Members, August 2023**). **In Progress** (*31 signatures received*)

Recommendations for the process to
set TT and WG lifetime.
Office financial support to the
EuroGOOS Activities

EuroGOOS Annual General Assembly Meeting
23 May 2024
Formal Session

TT and WG lifetime - earlier discussions and proposals

Discussions at earlier Gas:

- TTs and WGs are often inactive or with minor activity between General Assembly meetings
 - Over-commitment of their members (esp. when senior scientists)
 - Lack of motivation (not linked to a publication – project)
 - Inability of Member Organizations to support financially
 - Solid work plans with useful/measurable outputs are needed to keep members active
 - Majority of responses at the 2023 GA supported the defined lifetime
 - Setting the KPIs for the TTs and WGs was also highlighted
- **TTs are platform-based European networks**
 - Long-term recognised expert forums
 - Share of knowledge and best practices
 - Major challenge is to work on a voluntary base (project funding helps to advance)

TT and WG lifetime - earlier discussions and proposals

Discussions at earlier GAs:

- TTs and WGs – a fixed lifetime?
 - If not disbanded, seek a new mandate, refresh groups, give a new momentum – more appropriate for the WGs
 - Review the mandates periodically

Ideas for the process to set TT and WG lifetime

- **Initiate discussion process:**
 - Ask TTs / WGs for “self-evaluation” (is it relevant, sustainable, is there still interest, are KPIs feasible, what is the time frame)
 - Committee (of Delegates / Board / Activity volunteers?) to make suggestions on lifetimes
- **Present output to the next GA** for discussion and decision
- **Form a Committee** (of Delegates / Board / Activity volunteers?) to make suggestions for new topics for TTs / WGs
- **Present output to the next GA** for discussion and potential establishment of new TTs / WGs

Your suggestions / ideas / recommendations

Office financial support to the EuroGOOS Activities

- Financial support:
 - What is proposed to be supported? / Amount per year?
 - Is a certain % of the Member contribution to be used to support the Activities?
 - How will this be reflected in the Member contribution?

Income		Costs	
Member fee 2024	405100	Staff employment costs	687 000
		Running costs	115 000
			802 000

- Office current support:
 - Staff availability for Activities / supporting Chairs – all EuroGOOS Activities are covered, including ROOS
 - ROOS websites are hosted and largely updated by the Office / websites update costs are largely covered from the Office budget

Office financial support to the EuroGOOS Activities

- Financial support during the last years:
 - Meeting organisation – Coastal WG (€ 438 EUR, 2023), Ferrybox TT (€2 000, 2022)
- Financial support during the last years through project involvement:
 - FOCCUS – €31 875 to RBINS (Coastal WG) to support model inventory (2024)
 - EEA COINS 3rd service contract – ROOS á €7 500 (2024)

Office financial support to the EuroGOOS Activities

Overall problem is the lack of free funds to support Members (Necessity of a balanced budget)

How can the members of the WG and TT could be supported financially?

- Member Organisations take responsibility when nominating the experts to different groups covering the time spent and travel costs
- Member contributions are raised, so dedicated funds can be allocated to the support (different participation in the EuroGOOS activities among Member Organisations)
- Other financial sources?
- Other suggestions?

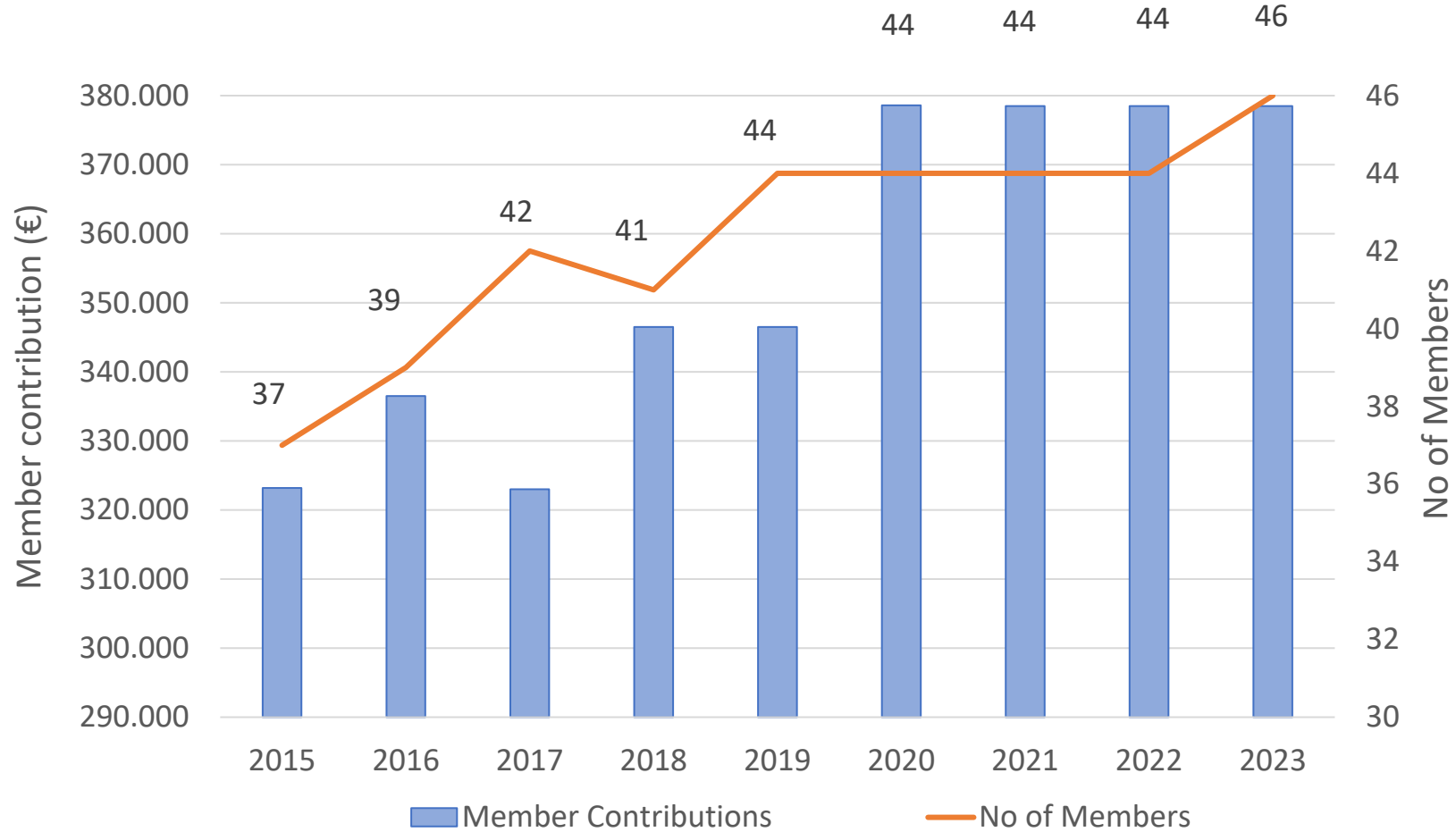
EuroGOOS Member Organisation approval session

EuroGOOS General Assembly
21-23 May 2024
Formal session

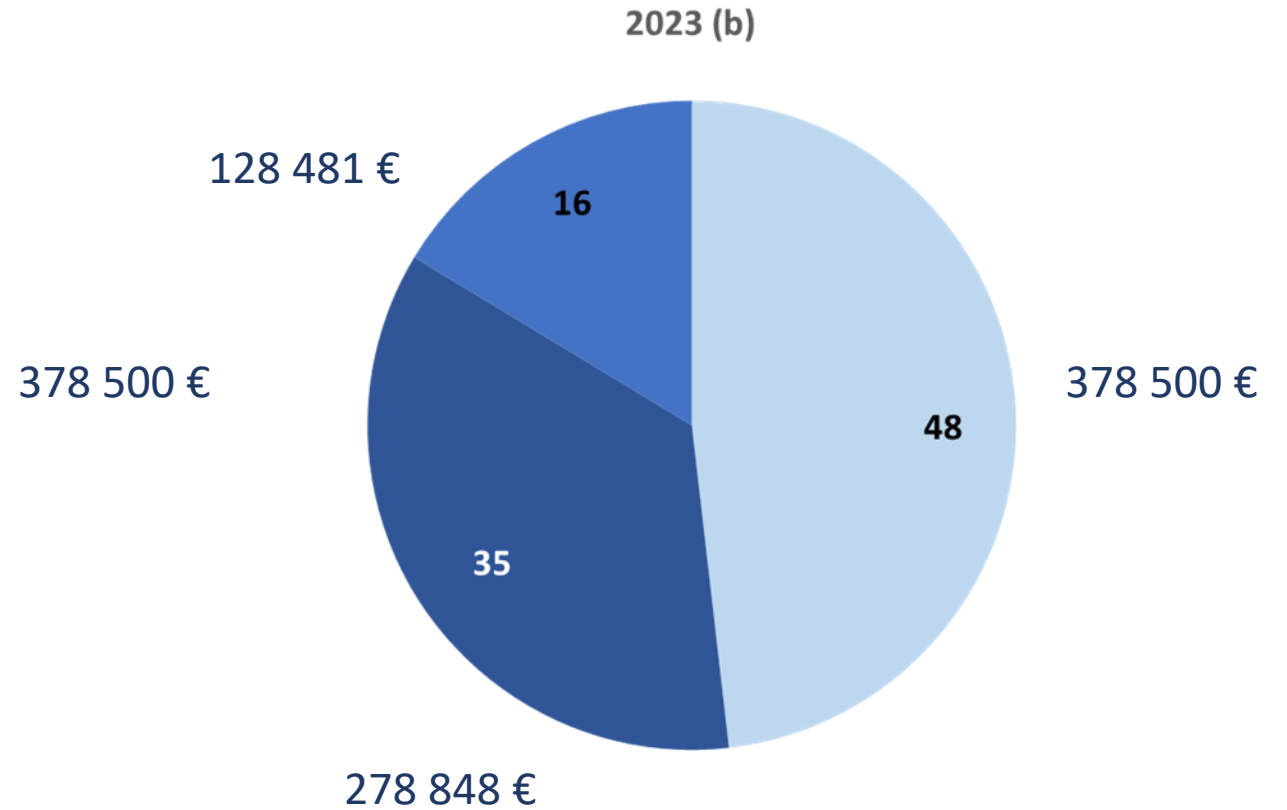
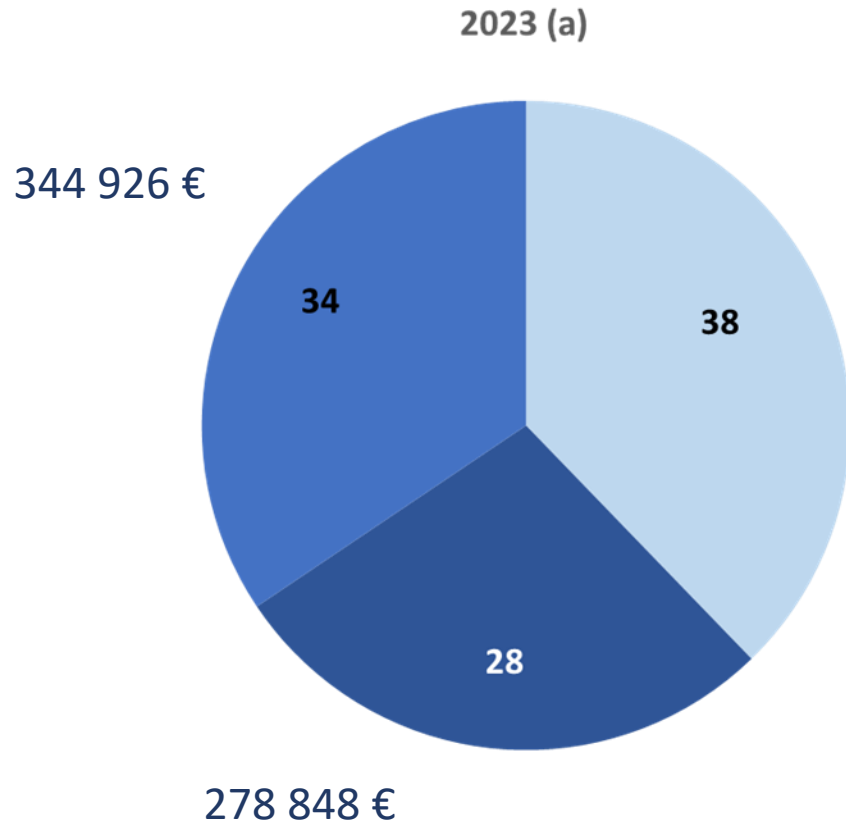
Financial closure 2023

EuroGOOS Annual General Assembly Meeting
23 May 2023
Formal Session

Member contributions



Income 2023



■ Member Contributions ■ Projects ■ Contracts

Income 2023 – budget/actual difference

REPORT

INCOME	DIFFERENCE	TOTAL BUDGET	TOTAL ACTUAL
Member fees	0	378,500	378,500
Other external income	-8,222	631,996	623,774
Tenders/contracts without financial reporting obligation	9,430	335,496	344,926
Projects with financial reporting obligation	-17,652	296,500	278,848
Other income (intrests etc.)	0	0	0
Internal income	-7,399	81,962	74,563
From reserves	0	0	0
Project overheads (income)	-7,399	81,962	74,563
TOTAL INCOME	-15,621	1,092,458	1,076,837

Income 2023

INCOME	TOTAL	Core	Contracts without reporting obligation	Projects with financial reporting obligation
Member fees	378,500.00	378,500.00	0.00	0.00
Other external income	623,774.19	0.00	344,926.25	278,847.94
Tenders/contracts without financial reporting obligation	344,926.25	0.00	344,926.25	0.00
Projects with financial reporting obligation	278,847.94	0.00	0.00	278,847.94
Other income (interest, VAT reimbursement etc.)	0.00	0.00	0.00	0.00
Internal income	74,562.70	74,562.70	0.00	0.00
From reserves	0.00	0.00	0.00	0.00
Project overheads (income)	74,562.70	74,562.70	0.00	0.00
TOTAL INCOME	1,076,836.90	453,062.70	344,926.25	278,847.94

1 002 274€

Expenses 2023 – budget/actual differences

EXPENSES	DIFFERENCE	TOTAL BUDGET	TOTAL ACTUAL
Employment costs	77,948	558,500	636,448
Other direct costs	53,613	288,453	342,066
Travel and subsistence	6,424	49,000	55,424
Meeting organisation	1,521	29,400	30,921
Office running costs	1,192	9,000	10,192
External services	47,578	139,503	187,081
Communication and publications	-2,719	24,800	22,081
Equipment	-427	500	73
Other costs (bank fees, etc.)	43	4,000	4,043
Member subcontracting	0	32,250	32,250
Internal expenses	-7,334	81,962	74,628
To reserves	65	0	65
Project overheads (to core)	-7,399	81,962	74,563
TOTAL EXPENSES	124,227	928,915	1,053,142

Core difference	Core Budget	Core Actual
125,886	309,800	435,686
16,523	100,500	117,023
3,901	24,000	27,901
7,045	18,000	25,045
1,192	9,000	10,192
8,328	25,000	33,328
-3,559	20,000	16,441
-427	500	73
43	4,000	4,043
0	0	0
0	0	0
0	0	0
0	0	0
142,409	410,300	552,709

Expenses 2023

EXPENSES	TOTAL	Core	Contracts without reporting obligation	Projects with financial reporting obligation
Employment costs	636,447.96	435,685.69	43,672.54	157,089.73
Other direct costs	342,066.31	117,023.47	159,054.22	65,988.62
Travel and subsistence	55,424.39	27,900.59	958.12	26,565.68
Meeting organisation	30,920.91	25,044.82	93.10	5,782.99
Office running costs	10,192.06	10,192.06	0.00	0.00
External services	187,081.11	33,328.11	125,753.00	28,000.00
Communication and publications	22,081.29	16,441.34	0.00	5,639.95
Equipment	73.19	73.19	0.00	0.00
Other costs (bank fees, etc.)	4,043.36	4,043.36	0.00	0.00
Member subcontracting	32,250.00	0.00	32,250.00	0.00
Internal expenses	74,627.73	0.00	18,793.11	55,834.62
To reserves	65.03	0.00	0.00	65.03
Project overheads (to core)	74,562.70	0.00	18,793.11	55,769.59
TOTAL EXPENSES	1,053,142.00	552,709.16	221,519.87	278,912.97

978 514 €

Balance 2023

		CORE		
TOTAL INCOME	1,076,836.90	453,062.70	344,926.25	278,847.94
TOTAL EXPENSES	1,053,142.00	552,709.16	221,519.87	278,912.97
BALANCE	23,694.89	-99,646.46	123,406.38	-65.03

Cash final 2023

CASH FINAL 2023	354,237.00	334,479.85	-1,454.61	21,211.76
CASH ON 01/01	664,301.97	506,456.21	-306.74	158,152.50
Cash flow	-310,064.97	-171,976.37	-1,147.87	-136,940.73
Cash in (+)	666,129.24	321,285.00	202,872.00	141,972.24
Difference in analytical and cash flow	-15,114.91	-15,114.91	0.00	0.00
Cash out (-)	-961,014.27	-552,709.16	-185,226.76	-223,078.35
Internal cash flow	-65.03	74,562.70	-18,793.11	-55,834.62

Reserves on 2023 (January)	225,420.66
Reserves 2023 (December)	225,420.66
Interest	0.00
Bank charges	0.00
Cash flow between the accounts from/to reserves	0.00

662 302 €  **579 658 €**

Overview of EuroGOOS expenditure broken down by class in €

YEAR	EMPLOYMENT	TRAVEL	MEETINGS	EXTERNAL SERVICES	PUBLICATION & DISSEMINATION	RUNNING EXPENSES, EQUIP & OTHER COSTS
2015	297,122.00	98,657.00	17,181.40	16,301.82	10,784.00	18,095.71
2016	429,659.18	74,050.00	15,989.00	16,857.20	36,075.14	13,525.37
2017	453,787.36	90,669.56	12,942.47	32,507.00	31,513.05	13,532.60
2018	441,022.00	79,040.00	24,309.71	23,165.74	26,788.60	18,025.13
2019	423,852.14	66,616.84	13,530.25	19,112.88	27,335.98	33,182.41
2020	513,375.37	14,951.99	2,742.43	23,762.65	16,483.67	29,767.79
2021	574,712.94	961.43	7,308.02	92,310.86	31,622.94	18,260.80
2022	560,573.48	35,034.53	11,713.86	20,562.52	18,464.56	17,088.99
2023	636,447.96	55,424.39	30,920.91	219,331.11	22,081.29	14,308.61

Overview of EuroGOOS income, expenditure and surplus/deficit in €

YEAR	INCOME	EXPENDITURE	SURPLUS/DEFICIT	ACCUMULATED PROFITS/LOSSES	CLOSING BANK BALANCE
2015	350,374.30	458,141.93	-107,767.63	464,356.42	469,128.41
2016	559,227.60	586,155.89	-26,928.29	437,428.13	393,564.69
2017	675,265.34	634,952.04	40,313.30	477,741.43	457,577.01
2018	858,528.58	612,351.18	246,177.40	723,918.83	617,538.29
2019	770,347.84	583,221.13	187,126.71	911,045.54	768,600.06
2020	720,668.75	591,306.42	129,362.33	1,040,407.87	901,735.59
2021	830,590.02	735,849.94	94,740.08	1,135,147.95	1,045,417.02
2022	445,125.23	701,005.82	-255,880.59	879,267.36	889,722.62
2023	881,106.21	1,092,722.57	-211,616.36	667,661.00	579,657.66

Voting poll 1

Financial closure 2023

Member Delegates are asked to approve the Office financial report together with the official accounts for the Belgian authorities given in Documents F4.1.1. and F4.1.2

2024 budget review

EuroGOOS Annual General Assembly Meeting
23 May 2024
Formal Session

Budget 2024 review



TOTAL BUDGET					
INCOME	TOTAL	Core	Contracts without reporting obligation	Projects without financial reporting obligation	Projects with financial reporting obligation
Member fees	394,000	394,000	0		0
Other external income	406,778	0	50,955	96,794	259,029
Projects/contracts without financial reporting obligation	147,749	0	50,955	96,794	0
Projects with financial reporting obligation	259,029	0	0	0	259,029
Other income (interest etc.)	0	0	0	0	0
Internal income	105,861	105,861	0	0	0
From reserves	0	0	0	0	0
Project overheads (income)	105,861	105,861	0	0	0
TOTAL INCOME	906,639	499,861	50,955	96,794	259,029
EXPENSES	TOTAL	Core	Contracts without reporting obligation	Projects without financial reporting obligation	Projects with financial reporting obligation
Employment costs	702,183	485,000	12,459	30,500	174,223
Other direct costs	302,753	112,000	141,753	16,000	33,000
Travel and subsistence	66,500	35,000	10,000	6,000	15,500
Meeting organisation	25,500	8,000	1,000	10,000	6,500
Office running costs	10,000	10,000	0	0	0
External services	135,253	22,000	108,253	0	5,000
Communication and publications	22,000	16,000	0	0	6,000
Equipment	1,000	1,000	0	0	0
Member subcontracting	37,500	15,000	22,500	0	0
Other costs (bank fees, etc.)	5,000	5,000	0	0	0
Internal expenses	105,861	0	34,697	19,359	51,806
To reserves	0	0	0	0	0
Project overheads (to core)	105,861	0	34,697	19,359	51,806
TOTAL EXPENSES	1,110,797	597,000	188,909	65,859	259,029
BALANCE	-204,158	-97,139	-137,954	30,935	0
CASH FINAL (31/12)	462,872	317,229	-2,548	30,935	117,257
CASH ON 01/01	354,237	345,368	-12,342	0	21,212
Cash flow	108,635	-28,139	9,794	30,935	96,045
Cash in (+)	1,116,897	463,000	198,703	96,794	358,400
Cash out (-)	-1,004,936	-597,000	-154,212	-46,500	-207,223
Internal cash flow	0	105,861	-34,697	-19,359	-51,806

Voting poll 2

Budget 2024 review

Member Delegates are asked to approve the EuroGOOS 2024 budget review

2025 budget projection

EuroGOOS Annual General Assembly Meeting
23 May 2024
Formal Session

Budget 2025 projection



TOTAL BUDGET					
INCOME	TOTAL	Core	Contracts without reporting obligation	Projects without financial reporting obligation	Projects with financial reporting obligation
Member fees	411,200	411,200	0	0	0
Other external income	277,265	0	18,000	77,015	182,250
Projects/contracts without financial reporting obligation	95,015	0	18,000	77,015	0
Projects with financial reporting obligation	182,250	0	0	0	182,250
Other income (interest etc.)	0	0	0	0	0
Internal income	55,453	55,453	0	0	0
From reserves	0	0	0	0	0
Project overheads (income)	55,453	55,453	0	0	0
TOTAL INCOME	743,918	466,653	18,000	77,015	182,250
EXPENSES	TOTAL	Core	Contracts without reporting obligation	Projects without financial reporting obligation	Projects with financial reporting obligation
Employment costs	699,500	526,000	9,000	39,000	125,500
Other direct costs	125,300	95,000	6,000	4,000	20,300
Travel and subsistence	52,300	35,000	2,000	4,000	11,300
Meeting organisation	13,000	8,000	1,000	0	4,000
Office running costs	10,000	10,000	0	0	0
External services	22,000	22,000	0	0	0
Communication and publications	24,000	16,000	3,000	0	5,000
Equipment	1,000	1,000	0	0	0
Member subcontracting	0	0	0	0	0
Other costs (bank fees, etc.)	3,000	3,000	0	0	0
Internal expenses	55,453	0	3,600	15,403	36,450
To reserves	0	0	0	0	0
Project overheads (to core)	55,453	0	3,600	15,403	36,450
TOTAL EXPENSES	880,253	621,000	18,600	58,403	182,250
BALANCE	-136,335	-154,347	-600.00	18,612	0.00
CASH FINAL (31/12)	367,049	231,882	-3,148	49,547	88,768
CASH ON 01/01	462,872	317,229	-2,548	30,935	117,257
Cash flow	-95,823	-85,347	-600	18,612	-28,488
Cash in (+)	728,977	480,200	18,000	77,015	153,762
Cash out (-)	-824,800	-621,000	-15,000	-43,000	-143,800
Internal cash flow	0	55,453	-3,600	-15,403	-36,450

Voting poll 3

Budget 2025 projection

Member Delegates are asked to approve the EuroGOOS 2025 budget projection

EuroGOOS member contributions 2025

EuroGOOS Annual General Assembly Meeting
23 May 2024
Formal Session

Member contributions 2025

No	Country	Member Organization	Fee 2025
1.	Ireland	Marine Institute (MI)	12 000
2.	Norway	Institute of Marine Research (IMR)	12 000
3.	Norway	Norwegian Meteorological Institute (MET Norway)	12 000
4.	Norway	Nansen Environmental and Remote Sensing Centre (NERSC)	12 000
5.	Norway	Norwegian Institute for Water Research (NIVA)	12 000
6.	Denmark	Danish Meteorological Institute (DMI)	11 800
7.	Denmark	Defence Centre for Operational Oceanography (FCOO)	11 800
8.	Netherlands	Deltares	11 400
9.	Netherlands	Rijkswaterstaat Waterdienst	11 400
10.	Netherlands	Royal Netherlands Meteorological Institute (KNMI)	11 400
11.	Sweden	Swedish Meteorological and Hydrographical Institute (SMHI)	10 700
12.	Germany	Federal Maritime and Hydrographic Agency (BSH)	10 600
13.	Germany	Helmholtz-Zentrum hereon GmbH (Hereon)	10 600
14.	Belgium	Agency for Maritime and Coastal Services (MDK)	10 600
15.	Belgium	Royal Belgian Institute of Natural Sciences (RBINS)	10 600
16.	Finland	Finnish Meteorological Institute (FMI)	9 800
17.	France	French Research Institute for Exploitation of the Sea (Ifremer)	9 100
18.	France	Mercator Ocean International (MOi)	9 100
19.	France	French Hydrographic and Oceanographic Service of the Navy (SHOM)	9 100
20.	France	The French National Centre for Scientific Research (CNRS)	9 100
21.	UK	Centre for Environment, Fisheries and Aquaculture Science (CEFAS)	8 900
22.	UK	National Oceanography Centre (NOC)	8 900
23.	UK	UK Met Office	8 900

24.	Italy	Euro-Mediterranean Centre on Climate Change (CMCC)	8 400
25.	Italy	Italian National Agency for new technologies, energy and sustainable economic development (ENEA)	8 400
26.	Italy	Italian National Institute for Environmental Protection and Research (ISPRA)	8 400
27.	Italy	National Institute of Geophysics and Volcanology (INGV)	8 400
28.	Italy	National Institute of Oceanography and Experimental Geophysics (OGS)	8 400
29.	Italy	National Research Council (CNR)	8 400
30.	Spain	AZTI	7 400
31.	Spain	Balearic Islands Coastal Ocean Observing and Forecasting System (SOCIB)	7 400
32.	Spain	Oceanic Platform of the Canary Islands (PLOCAN)	7 400
33.	Spain	Puertos del Estado	7 400
34.	Spain	Spanish Institute of Oceanography (IEO)	7 400
35.	Slovenia	National Institute of Biology (NIB)	7 000
36.	Slovenia	Slovenian Environment Agency (SEA)	7 000
37.	Estonia	Tallinn University of Technology, Department of Marine Systems (MSI)	7 000
38.	Cyprus	The Cyprus Marine and Maritime Institute (CMMI)	7 000
39.	Poland	Gdynia Maritime University, Maritime Institute (IM-UMG)	6 800
40.	Poland	Institute of Oceanology, Polish Academy of Sciences (IO-PAN)	6 800
41.	Poland	The Institute of Meteorology and Water Management (IMWM-PIB)	6 800
42.	Portugal	Hydrographic Institute (IH)	6 700
43.	Portugal	Portuguese Institute for the Ocean and Atmosphere (IPMA)	6 700
44.	Croatia	Croatian Institute of Oceanography and Fisheries (IZOR)	6 100
45.	Croatia	Croatian Meteorological and Hydrological Service (DHMZ)	6 100
46.	Greece	Hellenic Centre for Marine Research (HCMR)	6 000

EuroGOOS saving account

EuroGOOS Annual General Assembly Meeting
23 May 2024
Formal Session

EuroGOOS saving account status change

1. CURRENT ACCOUNT

Savings account (225.420,66 €) with 0% interest (2015)

2. 32D+ ACCOUNT

- non-regulated savings account under Belgian law
- funds are blocked for 32 days
- the interest rate is 2.5% gross (subject to withholding tax of 30%)

3. TREASURY FLEX ACCOUNT

- non-regulated savings account under Belgian law
- amounts are at all times available
- 0.5% interest and with an additional 0.75% interest (fidelity premium) if the money stays for 91 days on our account (subject to withholding tax of 30%)

Document F6.1 Proposal to change the savings account status

Voting poll 4

EuroGOOS Saving Account status

Member Delegates are asked to approve the proposed change of the EuroGOOS savings account type

New EuroGOOS Members

EuroGOOS Annual General Assembly Meeting

23 May 2024

Formal Session

+ATLANTIC CoLAB



Nuno Lourenço, CEO, +ATLANTIC
CoLAB



EuroGOOS

European Global Ocean
Observing System


EuroGOOS General Assembly

Operational Oceanography in +ATLANTIC CoLAB

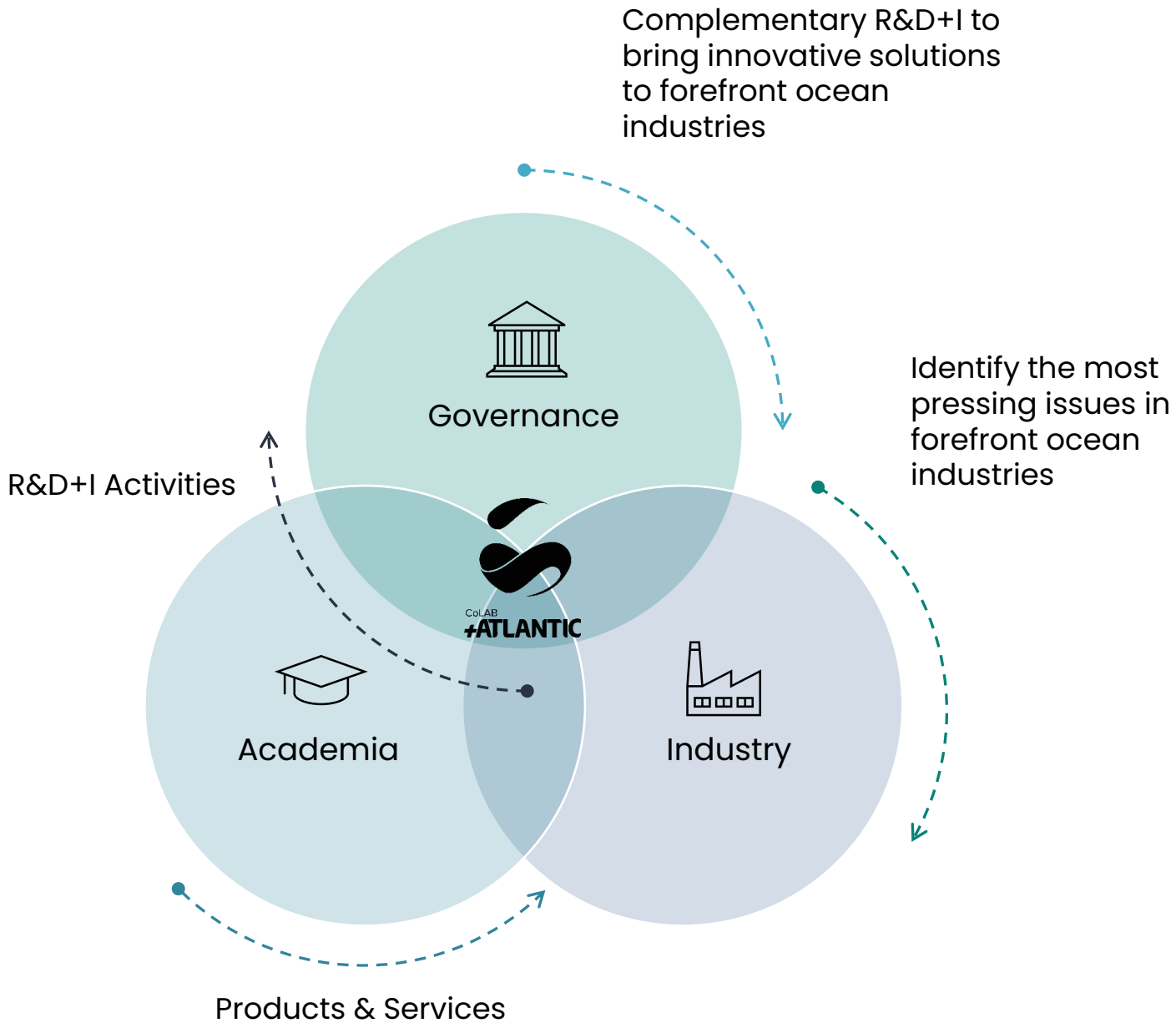


CoLAB
+ATLANTIC

in 



Associates



Development Lines

Support to Ocean-based Economic Activities



Coastal and Transitional Areas



Ocean Stewardship



Who?
The Team



Ana Luisa Almeida
COO



Ana Oliveira
CTO Space



André Oliveira



Andreia Silva



Artur Vieira Costa
CTO Ocean



Caio Fonteles



Catarina Cecilio



Cintia Bonanad



Francisco Campuzano



Inês Girão



Inês de Sousa Magusteiro



Luis Pedro Almeida



Luís Figueiredo



Luísa Barros



Manvel Khudinyan



Maria Castro



Nuno Lourenço
CEO



Paula Salge



Renato Mendes



Rita Cunha



Rui Lopes Baeta



Sara Freitas



Sofia Aguiar



Soraia Romão



Tiago Garcia

Operational oceanography

WHAT?



MOHID

Model developers
<http://mohid.com/>

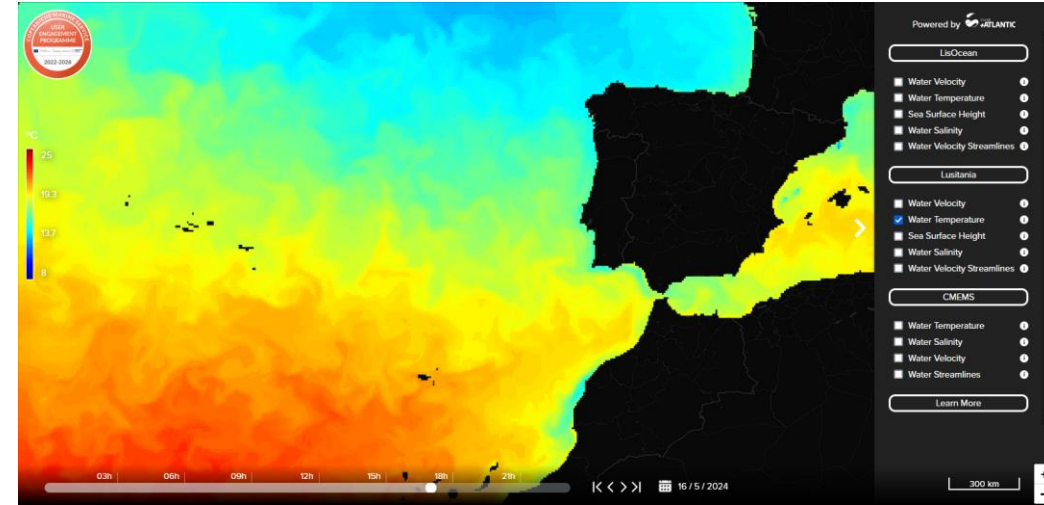
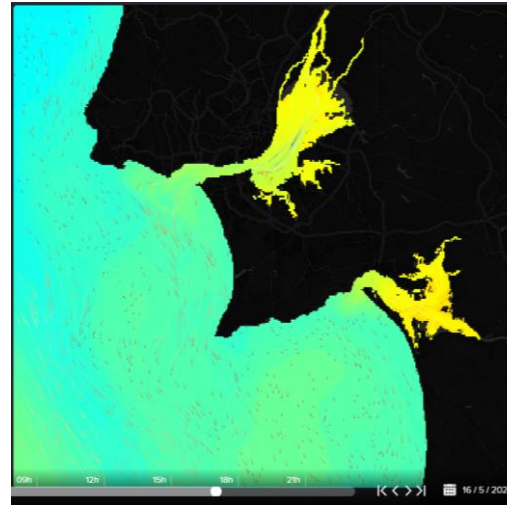


Operational modelling

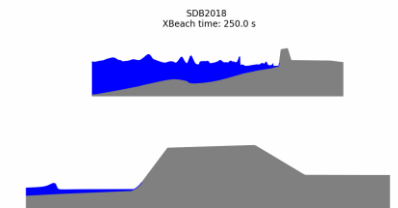
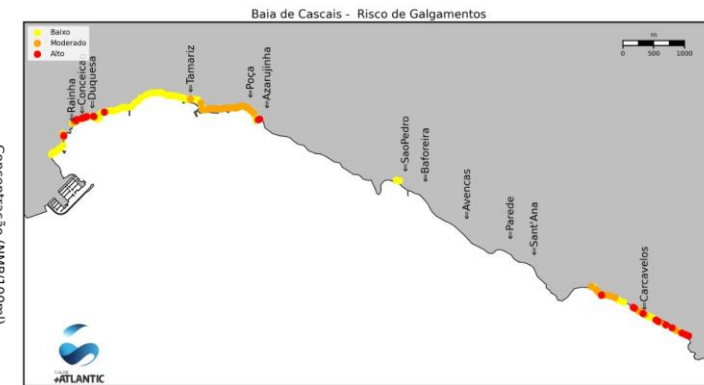
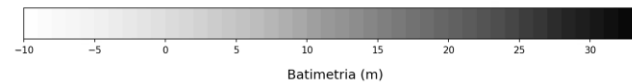
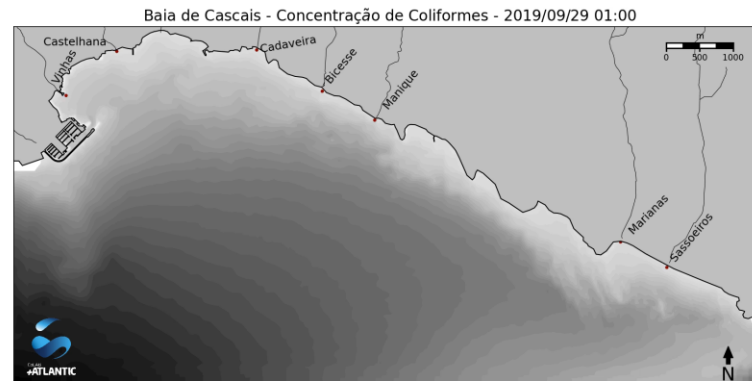
- Circulation
- Waves
- Watersheds
- Lagrangian

Operational Modelling Expertise

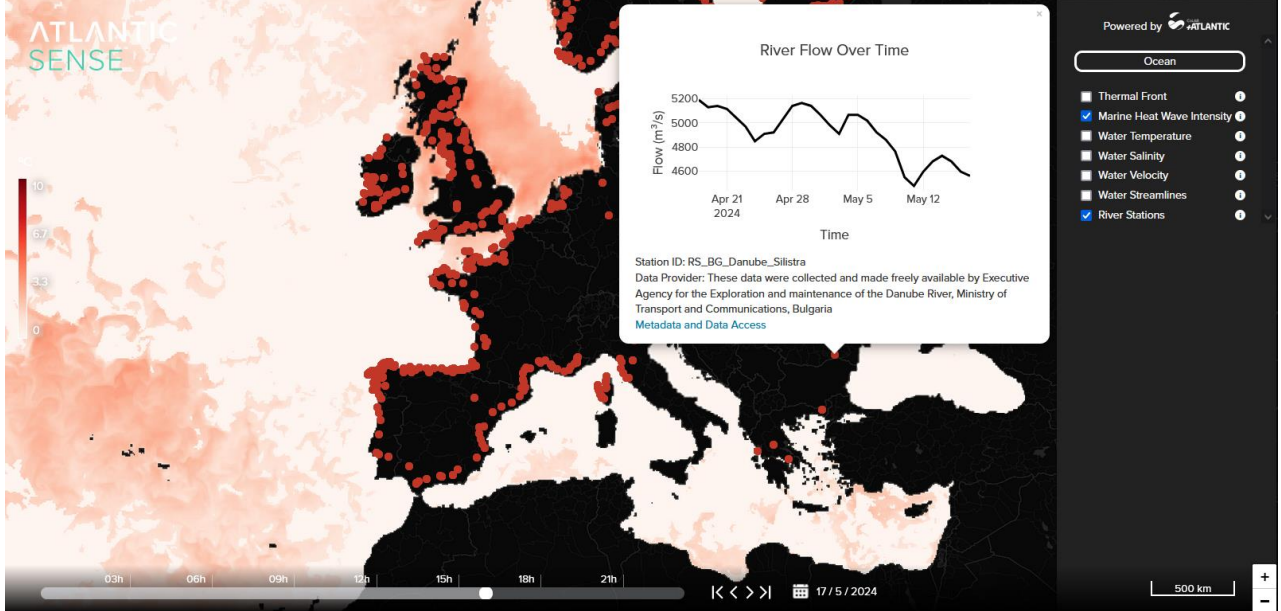
Coastal and ocean processes



Coastal risks



Operational derived products and data management

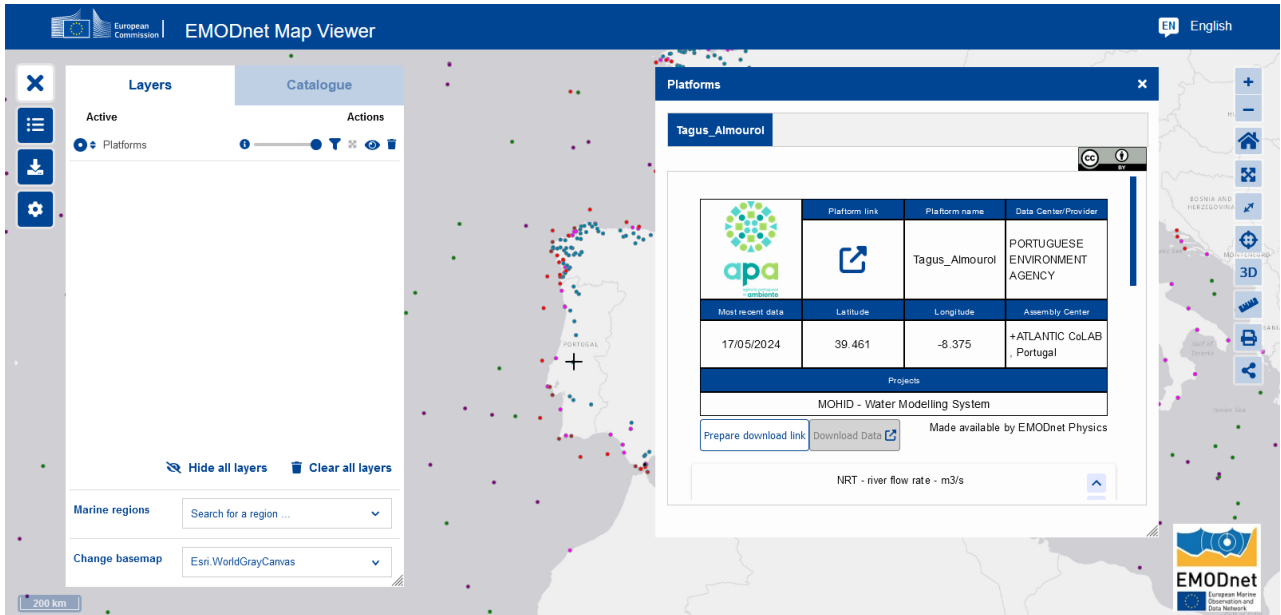


Data visualisation

<https://www.atlanticsense.com/>

Environmental descriptors:

- Marine Heat Waves
- Thermal Front



Data distribution

EMODnet River Node Promoters



EMODnet
European Marine Observation and Data Network



IBI-ROOS



IBIROOS
EuroGOOS Ireland Biscay Iberia
Regional Operational Oceanographic System

Francisco Campuzano participating since 2012*



MONGOOS



MonGOOS

Francisco Campuzano participating Since 2018*




Coastal WG

Francisco Campuzano participating since 2018*



Ocean Literacy

Tiago Garcia is participating since 2024



*In collaboration with our associate IST



MARETEC
MARINE, ENVIRONMENT
AND TECHNOLOGY CENTER
TÉCNICO LISBOA



EuroGOOS

European Global Ocean
Observing System

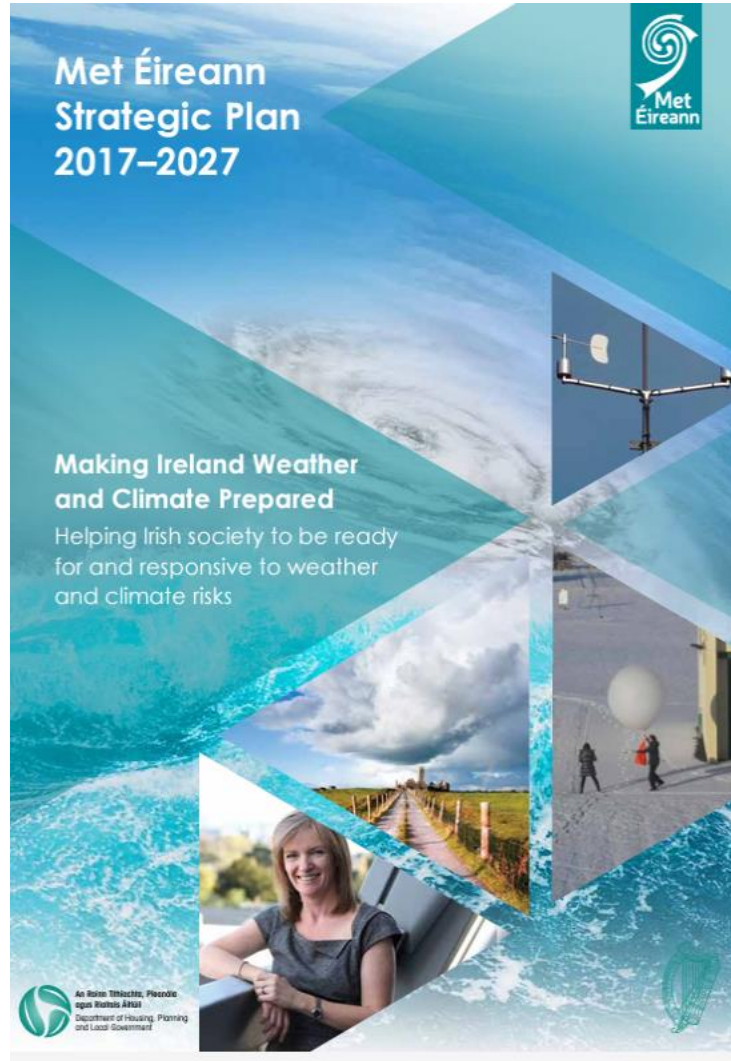
EuroGOOS General Assembly

Operational Oceanography in +ATLANTIC CoLAB



in 

Irish Meteorological Service (Met Éireann)



Rosemarie Lawlor, Met Éireann





Making Ireland Weather
and Climate Prepared

EuroGOOS


23rd May 2024

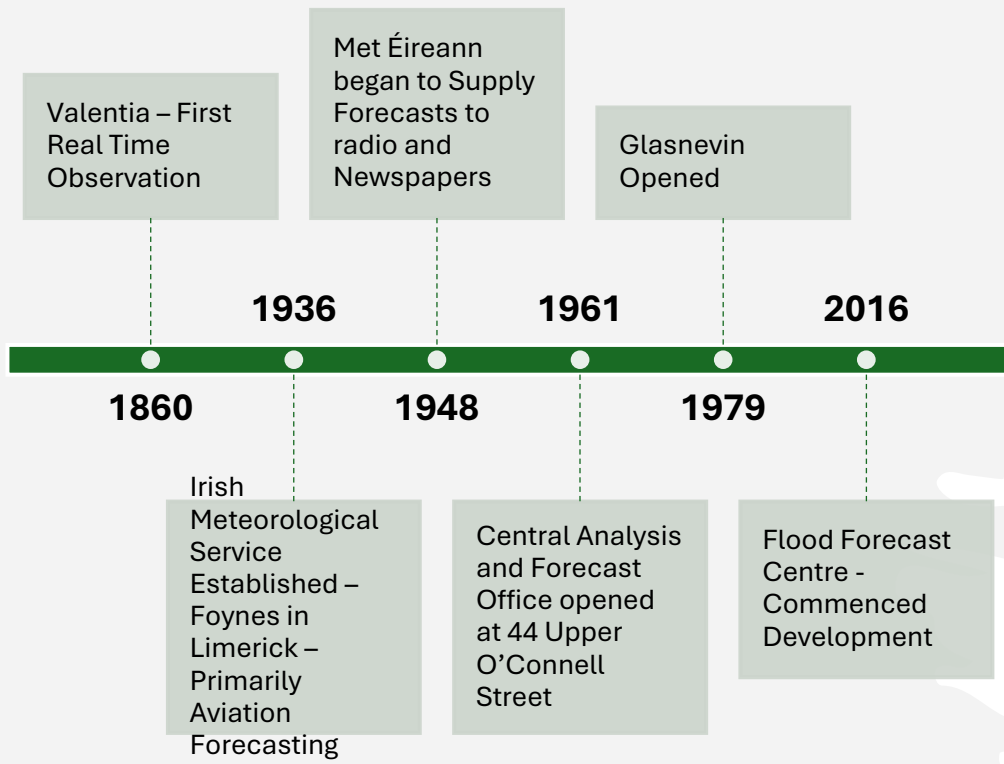
Met Éireann

Rosemarie Lawlor
Chief Hydrometeorologist

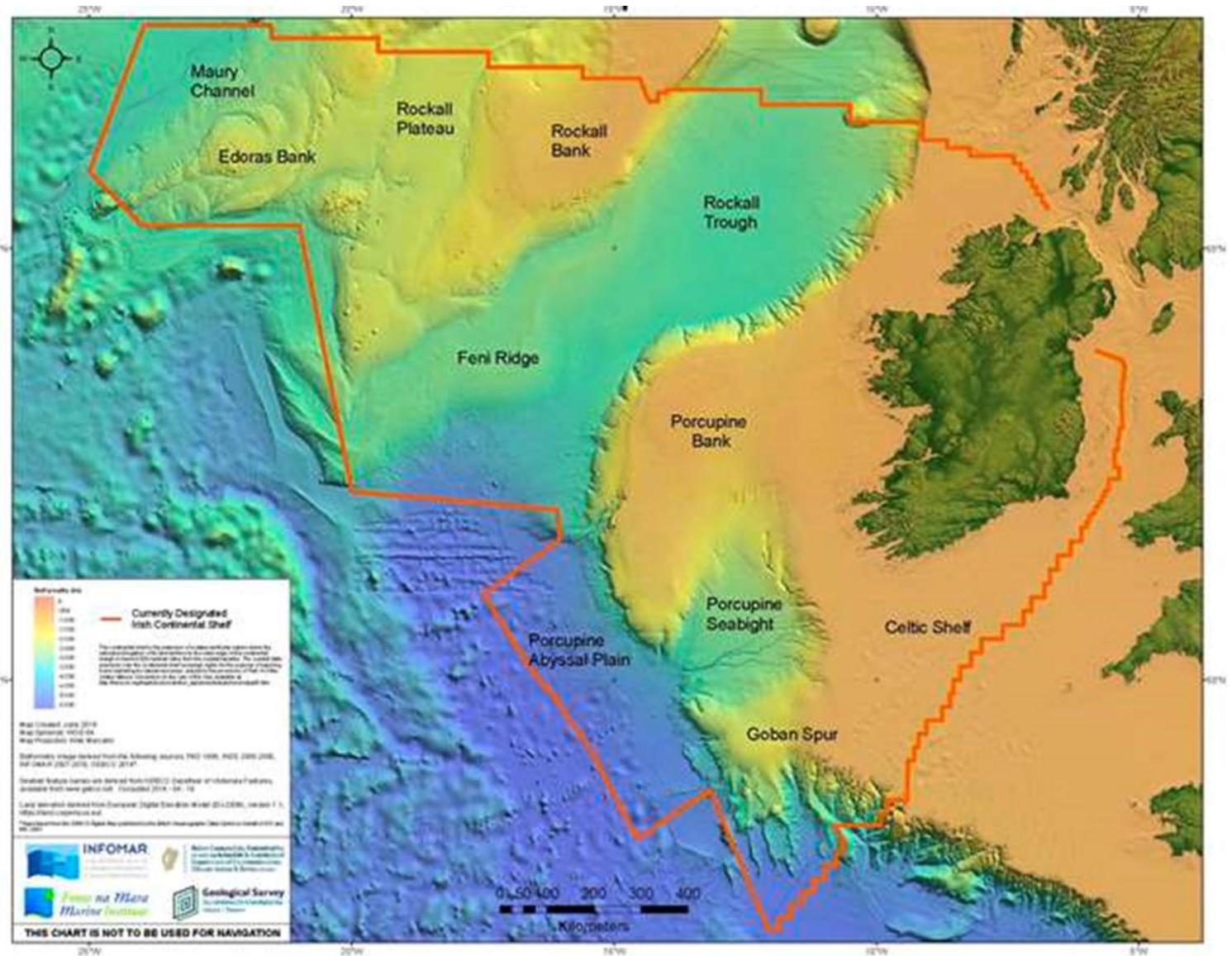


An Roinn Tithíochta,
Rialtais Áitiúil agus Oidhreachta
Department of Housing,
Local Government and Heritage



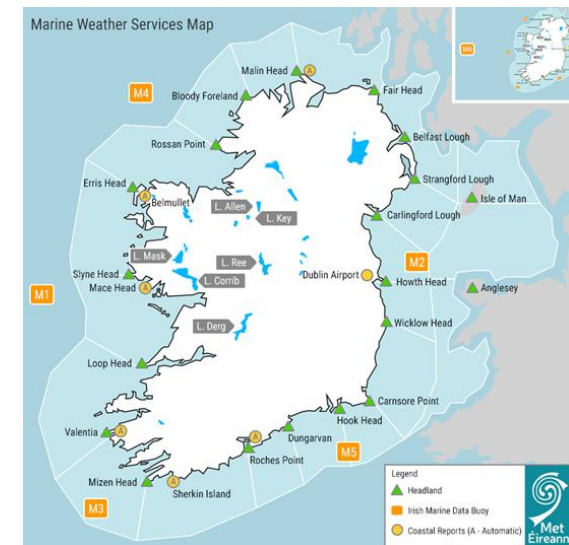


The Real Map of Ireland



Met Ocean Observations

- Collaboration with the Marine Institute on the Irish Marine Data Buoy Observing Network since 2001
- Coordination of Voluntary Observing Ship scheme
 - Automation & Expansion project underway
- Coastal Visibility expansion project underway to improve observations of fog around coasts
- Member of EUMetNet and ESurfMar



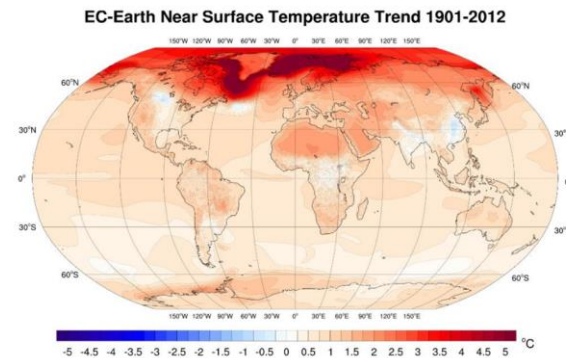


- Wave Sensor Project
- Aim: To expand real-time nearshore wave observations by utilising the Irish Lights Navigation Buoy
 - 4 Wave Buoys Completed
 - 20 More Wave Buoys to be transformed within the next 2 year
 - X Already completed this year
- Tide Network Project
- Aim: To introduce resilience to the Marine Institute Tidal Network and co-site weather stations
 - Completed on location in Galway Port to date
 - Planning expansion to all stations over the next 5 years
- Coastal Modelling
- Operating Tide and Surge Model
- Explore modelling solutions for tide, surge and waves in nearshore environments
- Exploring collaboration opportunities with our NOOS partners

Met Ocean Observations & Modelling

Ocean Modelling in the Climate Modelling

- Members of the European Community Earth System Model
- Ec-Earth Simulations contribute to Climate Model Inter-comparison Project
- NEMO is the ocean component of EC-Earth on the standard ORCA and eORCA grids(extended for ice-shelf dynamics)
- Ireland's maritime climate is strongly influenced by the Atlantic ocean and any changes in AMOC
- Developing high resolution nests in the Atlantic region to improve model accuracy





Making Ireland Weather
and Climate Prepared


Thank you!

Met Éireann

Rosemarie Lawlor
Chief Hydrometeorologist



An Roinn Tithíochta,
Rialtais Áitiúil agus Oidhreachta
Department of Housing,
Local Government and Heritage



Voting poll 5

+ATLANTIC CoLAB

Member Delegates are asked to approve +ATLANTIC CoLAB as a EuroGOOS Member organisation

Voting poll 6

Irish Meteorological Service (Met Éireann)

Member Delegates are asked to approve Met Éireann as a EuroGOOS Member organisation

Executive Board elections

EuroGOOS Annual General Assembly Meeting

23 May 2024

Formal Session

EuroGOOS Executive Directors Board

Henning Wehde, IMR, Norway

Enrique Alvarez, MOi, France

Carlos Fernandes, IH, Portugal

Corine Lochet, SHOM, France



Holger Brix, Hereon, Germany

Ghada El Serafy, Deltares, Netherlands



2019-2022 / 2021-2024

2023-2026

Giovanni Coppini, CMMC, Italy



2021-2024

Julien Mader

Director of Marine Technology, AZTI, Spain

Member of the Board of Directors of AZTI

Co-chair of the EuroGOOS High Frequency Radar
Task Team



Branko Čermelj

Research Counsellor at the National Institute of
Biology (NIB), Marine Biology Station Piran,
Slovenia

Feld of expertise:

Physical and chemical properties of recent
sediments

Data management of physical oceanography data



Lucie Cocquempot

Oceanographic observation networks coordinator,
Ifremer, France

Member of the Executive Secretariat of the French
Ocean Observing System (Fr-OOS)

Board member of the National Marine Data Center
ODATIS

Member of the All-Atlantic Ocean Observing
System (AtlantOS) steering committee

Co-chair of the OBPS Task Team “Standard
operating procedures/best practices for coastal
observations in under-resourced countries”

Chair of the EuroGOOS Science Advisory Working
Group



Lucie Cocquempot
Board Application 2024

Lucie Cocquempot
Board Application 2024

Lucie Cocquempot
Board Application 2024

ROOS : 5

Working Group : 5

Task Team : 3

Lucie Cocquempot
Board Application 2024

Fr-OOS : French Ocean
Observing System

Lucie Cocquempot
Board Application 2024

Fr-OOS : French Ocean
Observing System

Lucie Cocquempot
Board Application 2024



Scientific Advisory
Working Group
(SAWG)

Fr-OOS : French Ocean
Observing System



Integration workshop

Lucie Cocquempot
Board Application 2024



Scientific Advisory
Working Group
(SAWG)

Fr-OOS : French Ocean
Observing System

Lucie Cocquempot
Board Application 2024



Scientific Advisory
Working Group
(SAWG)



Integration workshop




Fr-OOS : French Ocean Observing System



Integration workshop

Lucie Cocquempot
Board Application 2024



Scientific Advisory Working Group (SAWG)

EuroGOOS > Executive Directors Board

Executive Directors Board

The Executive Directors Board is appointed by the General Assembly and includes the following members:

Henning Wehde
Chair, Institute for Marine Research (IMR), Norway



Holger Brix
Vice-chair, Helmholtz-Zentrum Hereon, Germany



Carlos Fernandes
Member, Hydrographic Institute, Portugal



Giovanni Coppini
Member, Euro-Mediterranean Center on Climate Change (CMCC), Italy



Enrique Alvarez Fanjul
Member, Mercator Ocean International, France



Ghada El Serafy
Member, Deltares, The Netherlands




Fr-OOS : French Ocean Observing System



Integration workshop

Lucie Cocquempot
Board Application 2024



Scientific Advisory Working Group (SAWG)

EuroGOOS > Executive Directors Board

Executive Directors Board

The Executive Directors Board is appointed by the General Assembly and includes the following members:

Henning Wehde
Chair, Institute for Marine Research (IMR), Norway



Holger Brix
Vice-chair, Helmholtz-Zentrum Hereon, Germany



Carlos Fernandes
Member, Hydrographic Institute, Portugal



Giovanni Coppini
Member, Euro-Mediterranean Center on Climate Change (CMCC), Italy



Enrique Alvarez Fanjul
Member, Mercator Ocean International, France



Ghada El Serafy
Member, Deltares, The Netherlands




Fr-OOS : French Ocean Observing System



Integration workshop

Lucie Cocquempot
Board Application 2024



Scientific Advisory Working Group (SAWG)

EuroGOOS > Executive Directors Board

Executive Directors Board

The Executive Directors Board is appointed by the General Assembly and includes the following members:

Henning Wehde
Chair, Institute for Marine Research (IMR), Norway



Holger Brix
Vice-chair, Helmholtz-Zentrum Hereon, Germany



Carlos Fernandes
Member, Hydrographic Institute, Portugal



Giovanni Coppini
Member, Euro-Mediterranean Center on Climate Change (CMCC), Italy



Enrique Alvarez Fanjul
Member, Mercator Ocean International, France



Ghada El Serafy
Member, Deltares, The Netherlands



Sebastien Legrand

Head « Marine Forecasting Centre » (MFC) ,
Operational Directorate « Natural Environment »
(OD Nature), Royal Belgian Institute of Natural
Sciences, RBINS, Belgium

Leading European expert in modelling and
operational forecasting of maritime pollution drift,
behaviour, and fate

GOOS National Focal Point for Belgium

Member of the JCOMM Expert Team for Maritime
Environmental Emergency Response (ET-MEER)

Chair of the NOOS

Member of EuroGOOS Scientific Advisory Working
Group

Member of EuroGOOS Coastal Working Group



Voting poll 7

EuroGOOS Executive Directors Board election

Member Delegates are asked to vote Julien Mader, Branko Čermelj, Lucie Cocquempot, Giovanni Coppini and Sebastien Legrand to the EuroGOOS Executive Board of Directors

Next Annual General Assembly Meeting

EuroGOOS Annual General Assembly Meeting
23 May 2024
Formal Session

Next EuroGOOS Annual General Assembly Meeting

20-22 May 2025

Finnish Meteorological Institute (FMI) is happy to host the EuroGOOS Annual General Assembly meeting in 2025



ILMATIETEEN LAITOS
METEOROLOGISKA INSTITUTET
FINNISH METEOROLOGICAL INSTITUTE


Finnish Meteorological Institute

WEATHER – SEA – CLIMATE – SPACE

5/15/2024

Laura Tuomi





**FINNISH METEOROLOGICAL INSTITUTE
IS A RESEARCH AND SERVICE AGENCY
UNDER THE MINISTRY OF TRANSPORT
AND COMMUNICATIONS.**

We produce observation and research data on the atmosphere, the near space and the seas, as well as weather, sea, air quality and climate services for the needs of public safety, business life and citizens.

LAW ON FMI 212/2018



ILMATIETEEN LAITOS
METEOROLOGISKA INSTITUTET
FINNISH METEOROLOGICAL INSTITUTE

FMI premises on the Kumpula campus in Helsinki



Photo: Heta Heikkilä


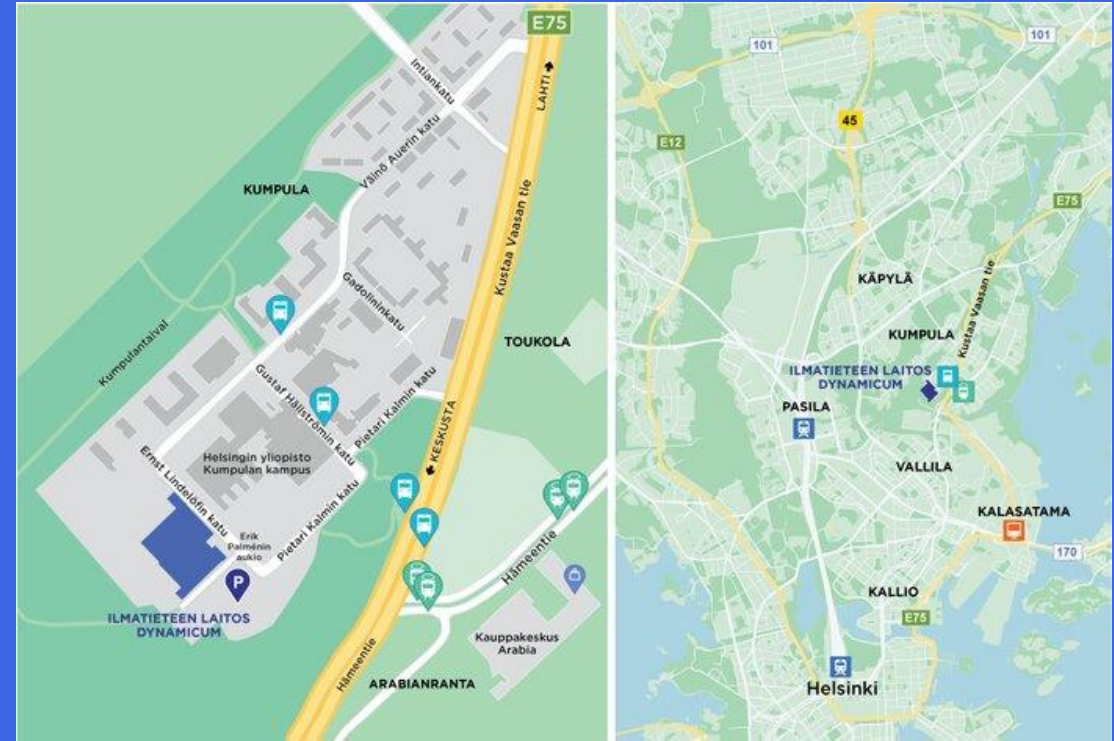
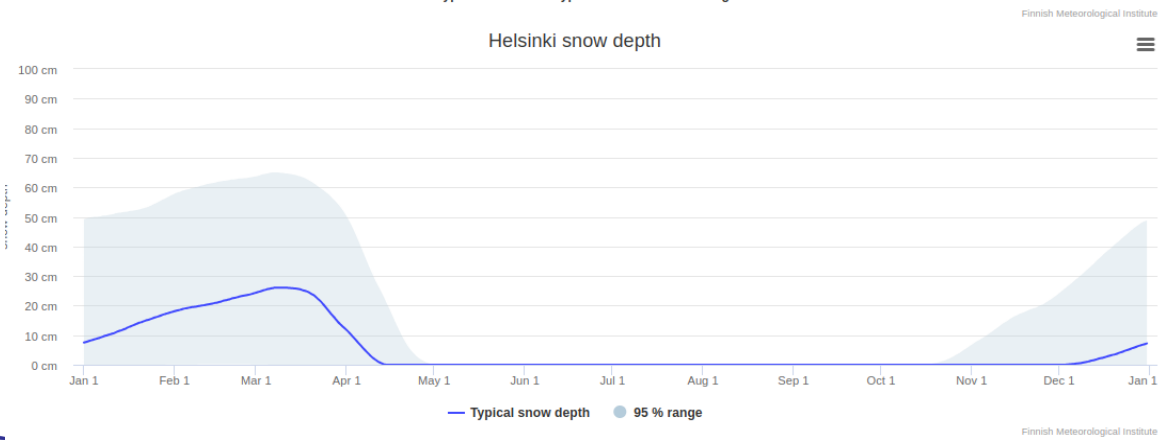
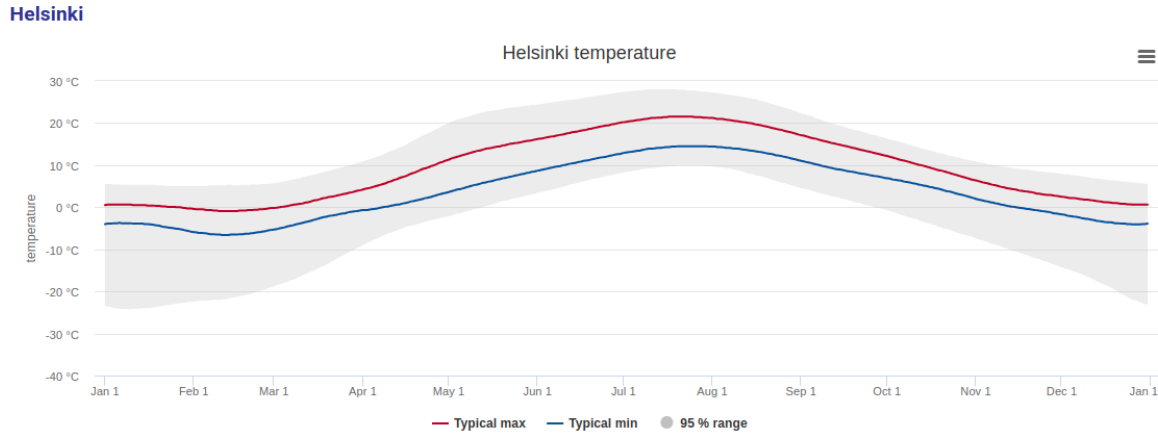


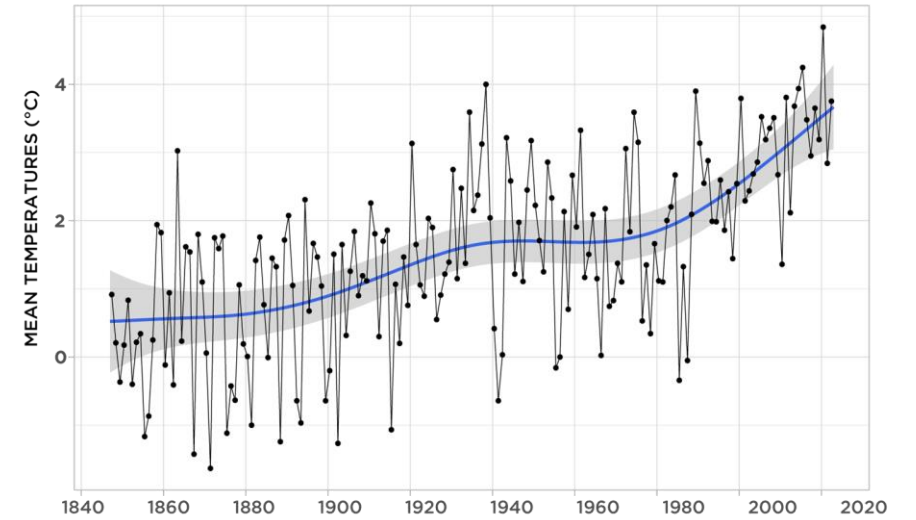
Photo: Heta Heikkilä

Helsinki city and climate


- "Typical" = most common value
- 95 % range = 95 % of the observations fall in this range (shaded)



ANNUAL MEAN TEMPERATURES IN FINLAND



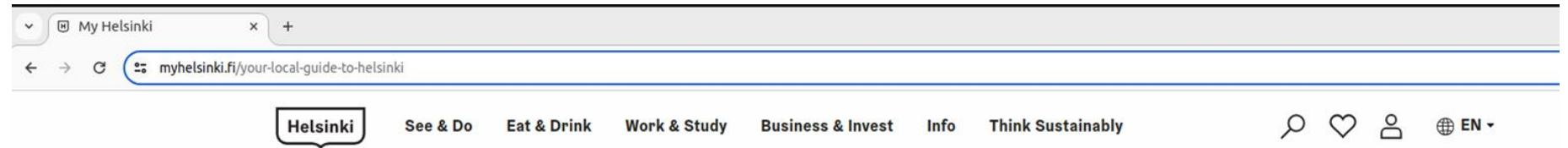
Path to FMI on
23.4.2024



What to
expect at the
end of May.



Helsinki city and climate




More information about Helsinki can be found from webpage myhelsinki.fi

Excerpt from website on 15.5.2024

Fall in love with Helsinki

Helsinki is a totally unique combination of quirky urbanity and peaceful nature that gives silence and space to feel more, hear more and experience more. It offers you the freedom to have it all.

131 km
of shoreline



ENJOY THE SEASIDE

40%
covered by greenery



RELAX IN NATURE

15°C
clear sky



CHECK EVENTS

Voting poll 10

Next EuroGOOS Annual General Assembly Meeting

Member Delegates are asked to vote on the FMI's invitation to have the next EuroGOOS Annual General Assembly Meeting in Helsinki, Finland in May 2025

Any Other Business

EuroGOOS Annual General Assembly Meeting
23 May 2024
Formal Session

Any Other Business


...

...



EuroGOOS

European Global Ocean
Observing System



@EuroGOOS

info@eurogoos.eu

www.eurogoos.eu